

FEMALE BALL VALVE LEVER HANDLE

- Suitable for air, water, oils, fuel and diesel
- Teflon Seals
- Working Temperature: -10° - 120°C
- Stainless Steel handle
- Full Bore up to 2"



PART No	SIZE BSP	BORE	WORK PRESSURE	
23FF04	1/4"	10mm	4000KPA	580PSI
23FF06	3/8"	10mm	4000KPA	580PSI
23FF08	1/2"	15mm	4000KPA	580PSI
23FF12	3/4"	20mm	4000KPA	580PSI
23FF16	1"	25mm	4000KPA	580PSI
23FF20	1 1/4"	32mm	4000KPA	580PSI
23FF24	1 1/2"	40mm	4000KPA	580PSI
23FF32	2"	50mm	4000KPA	580PSI
23FF40	2 1/2"	60mm	4000KPA	580PSI
23FF48	3"	70mm	4000KPA	580PSI
23FF64	4"	85mm	4000KPA	580PSI

For Male / Female lever handle ball valves, refer to the 231701 range on Pg 88

FEMALE BALL VALVE TEE HANDLE



PART No	SIZE BSP	BORE	WORK PRESSURE	
23FFT04	1/4"	10mm	5000KPA	725PSI
23FFT06	3/8"	10mm	5000KPA	725PSI
23FFT08	1/2"	15mm	3000KPA	435PSI
23FFT12	3/4"	20mm	3000KPA	435PSI
23FFT16	1"	25mm	3000KPA	435PSI

MALE / FEMALE BALL VALVE TEE HANDLE




PART No	SIZE BSP	BORE	WORK PRESSURE	
23MFT04	1/4"	10mm	5000KPA	725PSI
23MFT06	3/8"	10mm	5000KPA	725PSI
23MFT08	1/2"	15mm	3000KPA	435PSI
23MFT12	3/4"	20mm	3000KPA	435PSI
23MFT16	1"	25mm	3000KPA	435PSI

PREMIUM QUALITY - MADE IN ITALY

For AGA applications these valves are only rated to 1050kpa (150psi)

FEMALE / FEMALE LEVER HANDLE

Full Bore
Nickel Plated Brass



PART No	BSP	BORE Ø	WORK PRESSURE
235980-04	1/4	10mm	5000KPA 725PSI
235980-06	3/8	10mm	5000KPA 725PSI
235980-08	1/2	15mm	5000KPA 725PSI
235980-12	3/4	20mm	4000KPA 580PSI
235980-16	1	25mm	4000KPA 580PSI
235980-20	1¼	32mm	3000KPA 435PSI
235980-24	1½	40mm	3000KPA 435PSI
235980-32	2	50mm	2500KPA 360PSI

MALE / FEMALE LEVER HANDLE

Full Bore
Nickel Plated Brass



PART No	BSP	BORE Ø	WORK PRESSURE
231701-04	1/4	10mm	5000KPA 725PSI
231701-06	3/8	10mm	5000KPA 725PSI
231701-08	1/2	15mm	5000KPA 725PSI
231701-12	3/4	20mm	4000KPA 580PSI
231701-16	1	25mm	4000KPA 580PSI
231701-20	1¼	32mm	3000KPA 435PSI
231701-24	1½	40mm	3000KPA 435PSI
231701-32	2	50mm	2500KPA 360PSI

FEMALE / FEMALE TEE HANDLE

Full Bore
Nickel Plated Brass



PART No	BSP	BORE Ø	WORK PRESSURE
231720-04	1/4	10mm	5000KPA 725PSI
231720-06	3/8	10mm	5000KPA 725PSI
231720-08	1/2	15mm	5000KPA 725PSI
231720-12	3/4	20mm	4000KPA 580PSI
231720-16	1	25mm	4000KPA 580PSI

MALE / FEMALE TEE HANDLE

Full Bore
Nickel Plated Brass



PART No	BSP	BORE Ø	WORK PRESSURE
231721-04	1/4	10mm	5000KPA 725PSI
231721-06	3/8	10mm	5000KPA 725PSI
231721-08	1/2	15mm	5000KPA 725PSI
231721-12	3/4	20mm	4000KPA 580PSI
231721-16	1	25mm	4000KPA 580PSI

DOUBLE FLARE TEE HANDLE


Full Bore
Nickel Plated Brass



PART No	DESCRIPTION	WORK PRESSURE
23DFB05	5/16 45deg SAE Flare	1050KPA 150PSI
23DFB06	3/8 45deg SAE Flare	1050KPA 150PSI
23DFB08	1/2 45deg SAE Flare	1050KPA 150PSI

VENTED BALL VALVE

Vents the downstream flow when the valve is closed
Made in Italy.




PART No	SIZE BSP	WORK PRESSURE	
23FFV04	1/4	1034KPA	150PSI
23FFV06	3/8	1034KPA	150PSI
23FFV08	1/2	1034KPA	150PSI
23FFV12	3/4	1034KPA	150PSI
23FFV16	1	1034KPA	150PSI

LOCKABLE VALVE

The valve has a locking sleeve on the handle which engages with the body of the valve.

This valve is also AGA and Watermark approved.



PART No	SIZE BSP	WORK PRESSURE	
23FFL08	1/2	2480KPA	360PSI
23FFL12	3/4	2480KPA	360PSI
23FFL16	1	2480KPA	360PSI
23FFL20	1.1/4	2480KPA	360PSI
23FFL24	1.1/2	2480KPA	360PSI
23FFL32	2	2480KPA	360PSI

MINI BALL VALVES

Made in Italy



FEMALE / FEMALE



MALE / FEMALE

PART No	SIZE BSP	BORE	WORK PRESSURE	
233830-02	1/8"	5.5mm	1500KPA	220PSI
233830-04	1/4"	5.5mm	1500KPA	220PSI
233830-06	3/8"	8mm	1500KPA	220PSI
233830-08	1/2"	10mm	1500KPA	220PSI
233830-12	3/4"	11.9mm	1500KPA	220PSI

PART No	SIZE BSP	BORE	WORK PRESSURE	
233831-02	1/8"	5.5mm	1500KPA	220PSI
233831-04	1/4"	5.5mm	1500KPA	220PSI
233831-06	3/8"	8mm	1500KPA	220PSI
233831-08	1/2"	10mm	1500KPA	220PSI
233831-12	3/4"	11.9mm	1500KPA	220PSI

HOSE COCK BALL VALVE

Made in Italy



STANDARD



LOCKABLE

PART No	SIZE BSP	WORK PRESSURE	
STANDARD			
23HCV08	1/2"	1500KPA	220PSI
23HCV12	3/4"	1500KPA	220PSI
23HCV16	1"	1200KPA	170PSI
LOCKABLE			
23HCV08L	1/2"	1500KPA	220PSI
23HCV12L	3/4"	1500KPA	220PSI